

Format of Holding of Specified securities

1. Name of Listed Entity: JSW ENERGY LIMITED
2. Scrip Code/Name of Scrip/Class of Security: 533148,JSWENERGY,EQUITY SHARES
3. Share Holding Pattern Filed under: Reg. 31(1)(a)/Reg.31(1)(b)/Reg.31(1)(c)
30/06/2016

4. Declaration : The Listed entity is required to submit the following declaration to the extent of submission of information:

Particulars	YES*	NO*
a. Whether the Listed Entity has issued any partly paid up shares		<input checked="" type="checkbox"/>
b. Whether the Listed Entity has issued any Convertible Securities or Warrants?		<input checked="" type="checkbox"/>
c. Whether the Listed Entity has any shares against which depository receipts are issued?		<input checked="" type="checkbox"/>
d. Whether the Listed Entity has any shares in locked-in?		<input checked="" type="checkbox"/>
e. Whether any shares held by promoters are pledge or otherwise encumbered?	<input checked="" type="checkbox"/>	

*If the Listed Entity selects the option 'NO' for the questions above, the columns for the partly paid up shares, Outstanding Convertible Securities/Warrants, depository receipts, locked-in shares, No of shares pledged or otherwise encumbered by promoters, as applicable, shall not be displayed at the time of dissemination on the Stock Exchange website. Also wherever there is 'No' declared by Listed entity in above table the values will be considered as 'Zero' by default on submission of the format of holding of specified securities.

5 The tabular format for disclosure of holding of specified securities is as follows:




Table 1 - Summary Statement holding of specified securities

Category	Category of Shareholder	No of Shareholders	No of fully paid up equity shares held	No of Partly paid-up equity shares held	No of Shares Underlying Depository Receipts	Total No. of Shares Held (VII)=(V)+(VI)	Shareholding as a % of total no of shares (calculated as per SCRR, 1957) As a % of (A+B+C)	No of Voting Rights			Total as a % of (A+B+C)	No of shares Underlying Outstanding convertible securities (including Warrants)	Shareholding as a % of spanning full conversion of convertible securities (as a percentage of diluted share capital) (K)=(VII) + [K] [As a % of (A+B+C)]	Number of Locked in Shares	Number of Shares pledged or otherwise encumbered	Number of equity shares held in dematerialized form	
								Class X	Class Y	Total							
(I)	(II)	(III)	(IV)	(V)	(VI)	(VII)	(VIII)	Class X	Class Y	(IX)	Total	(X)	(XI)	(XII)	(XIII)	(XIV)	
(A)	Promoter & Promoter Group	23	133000644	0	0	133000644	75.00	133000644	0	133000644	75.00	0	0	0	58942760	47.92	133000644
(B)	Public	106700	410014151	0	0	410014151	25.00	410014151	0	410014151	25.00	0	0	0	NA	410008447	0
(C)	Non Promoter-Non Public	0	0	0	0	0	NA	0	0	0	0.00	0	0	0	NA	0	0
(D)	Shares under/lying DRs	0	0	0	0	0	0.00	0	0	0	0.00	0	0	0	NA	0	0
(E)	Shares held by Employee Trusts	0	0	0	0	0	0.00	0	0	0	0.00	0	0	0	NA	0	0
Total:		106723	1640054795	0	0	1640054795	100.00	1640054795	0	1640054795	100.00	0	0	0	58942760	47.92	1640049993





Table II - Statement showing shareholding pattern of the Promoter and Promoter Group

Category	Category & Name of the Shareholder	PAN	No of Shareholders	No of Fully paid up equity shares held	No of Partly paid-up equity shares held	No of Shares Underlying Depository Receipts	Total No of Shares Held (i)+(v)+(vi)	Shareholding as a % of total (calculated as per SCRs, 1957 (VII) As a % of (A+B+C))	Number of Voting Rights held in each class of securities			Total as a % of Total Voting	No of Shares Underlying convertible securities (Including Warrants)	Shareholding as a % assuming full conversion of convertible Securities (as a percentage of diluted share capital) (VII)+(X) As a % of (A+B+C)	Number of Locked in Shares	Number of Shares pledged or otherwise encumbered	Number of equity shares held in dematerialized form		
(1)	(2)	(3)	(4)	(5)	(6)	(7)	(8)	(9)	Class X	Class Y	(X)	(Y)	(X+Y)	(10)	(11)	(12)	(13)		
(a)	Individuals/Non-Resident Individuals/Foreign Individuals		1	370	0	0	370	0.00	370	0	0	370	0.00	0	0	0	0	370	
(b)	RATNA LIMITED	AAAP0852D	1	370	0	0	370	0.00	370	0	0	370	0.00	0	0	0	0	370	
(c)	Government		0	0	0	0	0	0.00	0	0	0	0	0.00	0	0	0	0	0	
(d)	Institutions		0	0	0	0	0	0.00	0	0	0	0	0.00	0	0	0	0	0	
(e)	Foreign Portfolio Investor		0	0	0	0	0	0.00	0	0	0	0	0.00	0	0	0	0	0	
(f)	Any Other		0	0	0	0	0	0.00	0	0	0	0	0.00	0	0	0	0	0	
(g)	Sub-Total (a)(1)		1	370	0	0	370	0.00	370	0	0	370	0.00	0	0	0	0	370	
(h)	Individuals/Non-Resident Individuals/Foreign Individuals		14	1067405842	0	0	1067405842	65.98	1067405842	0	0	1067405842	65.98	0	0	0	0	1067405842	
(i)	Any Other		0	0	0	0	0	0.00	0	0	0	0	0.00	0	0	0	0	0	
(j)	Financial Institutions/Banks		0	0	0	0	0	0.00	0	0	0	0	0.00	0	0	0	0	0	
(k)	AMBA RIVER CORP LIMITED	AAAC65946	1	5754640	0	0	5754640	0.35	5754640	0	0	5754640	0.35	0	0	0	0	5754640	
(l)	JSW STEEL LIMITED (RESERVE)	AAAC65946	1	28525000	0	0	28525000	1.44	28525000	0	0	28525000	1.44	0	0	0	0	28525000	
(m)	NAALVA SONS INVESTMENTS LIMITED	AAAC6724H	1	370	0	0	370	0.00	370	0	0	370	0.00	0	0	0	0	370	
(n)	JSW STEEL LIMITED	AAAC6724H	1	67849920	0	0	67849920	4.14	67849920	0	0	67849920	4.14	0	0	0	0	67849920	
(o)	JSW HOODING LIMITED	AAAC6724H	1	15964620	0	0	15964620	0.10	15964620	0	0	15964620	0.10	0	0	0	0	15964620	
(p)	JSW CERAMIC LIMITED	AAAC6724H	1	40520	0	0	40520	0.00	40520	0	0	40520	0.00	0	0	0	0	40520	
(q)	NAALVA SONS INVESTMENTS PRIVATE LIMITED	AAAC6724H	1	145332820	0	0	145332820	0.86	145332820	0	0	145332820	0.86	0	0	0	0	145332820	
(r)	NAALVA SONS INVESTMENTS PRIVATE LIMITED	AAAC6724H	1	4376720	0	0	4376720	0.27	4376720	0	0	4376720	0.27	0	0	0	0	4376720	
(s)	DMATA ENTERPRISES PRIVATE LIMITED	AAAC6724H	1	85596613	0	0	85596613	0.52	85596613	0	0	85596613	0.52	0	0	0	0	85596613	
(t)	GLOBAL TRADING PRIVATE LIMITED	AAAC6724H	1	145332820	0	0	145332820	0.86	145332820	0	0	145332820	0.86	0	0	0	0	145332820	
(u)	WINTOUS TRADECORP PRIVATE LIMITED	AAAC6724H	1	85596613	0	0	85596613	0.52	85596613	0	0	85596613	0.52	0	0	0	0	85596613	
(v)	JSW INVESTMENTS PRIVATE LIMITED	AAAC6724H	1	245353507	0	0	245353507	1.497	245353507	0	0	245353507	1.497	0	0	0	0	245353507	
(w)	JSW INVESTMENTS PRIVATE LIMITED	AAAC6724H	1	245353507	0	0	245353507	1.497	245353507	0	0	245353507	1.497	0	0	0	0	245353507	
(x)	SARVODAYA HOLDINGS PRIVATE LIMITED	AAAC6724H	1	245353507	0	0	245353507	1.497	245353507	0	0	245353507	1.497	0	0	0	0	245353507	
(y)	Sub-Total (a)(2)		24	1230040274	0	0	1230040274	75.00	1230040274	0	0	1230040274	75.00	0	0	0	0	1230040274	
(z)	Total Shareholding of Promoter and Promoter Group (a)+(i)+(j)+(k)+(l)+(m)+(n)+(o)+(p)+(q)+(r)+(s)+(t)+(u)+(v)+(w)+(x)+(y)+(z)		25	1230040274	0	0	1230040274	75.00	1230040274	0	0	1230040274	75.00	0	0	0	0	0	1230040274



Handwritten initials or signature.

Table III - Statement showing the shareholding pattern of the Public shareholder

Category	Category & Name of the Shareholder	PAN	No. of Shareholders	No. of Full paid up equity shares held	No. of Partly paid-up equity shares held	No. of Shares Underlying Depository Receipts	Total No. of Shares Held (IV+V+VI)	Shareholding % including as per SCRR, 1957, As % of total no. of shares	No. of Voting Rights	Total as a % of Total Voting	No. of Shares Underlying Outstanding Securities (Including Warrants)	Total Shareholding as a % assuming full conversion of convertible Securities (as a percentage of diluted share capital)	No. (a)	As a % of total Shares held	No. (b)	As a % of total Shares held (b)	Number of Shares pledged or otherwise encumbered	Number of equity shares held in dematerialized form
				(IV)	(V)	(VI)	(VII)	(VIII)	Class X	Class Y	(IX)	(X)	(a)	(b)	(c)	(d)	(e)	(f)
	Institutions	(i)	(ii)	(iii)	(iv)	(v)	(vi)	(vii)										
(a)	Mutual Funds		17	4372776	0	0	4372776	0.27	4372776	0	4372776	0.27	0	0.00	NA	NA	4372776	
(b)	Venture Capital Funds		0	0	0	0	0	0.00	0	0	0	0.00	0	0.00	NA	NA	0	
(c)	Alternate Investment Funds		0	0	0	0	0	0.00	0	0	0	0.00	0	0.00	NA	NA	0	
(d)	Foreign Venture Capital Investors		0	0	0	0	0	0.00	0	0	0	0.00	0	0.00	NA	NA	0	
(e)	Foreign Portfolio Investors		138	153724887	0	0	153724887	9.37	153724887	0	153724887	9.37	0	0.00	NA	NA	153724887	
(f)	BlackRock Global Funds/Asian Dragon Fund		1	20056788	0	0	20056788	1.22	20056788	0	20056788	1.22	0	0.00	NA	NA	20056788	
(g)	BlackRock Global Funds/Asian Dragon Fund		5	82095720	0	0	82095720	5.01	82095720	0	82095720	5.01	0	0.00	NA	NA	82095720	
(h)	LIFE INSURANCE CORPORATION OF INDIA		1	80475310	0	0	80475310	4.91	80475310	0	80475310	4.91	0	0.00	NA	NA	80475310	
(i)	Insurance Companies		0	0	0	0	0	0.00	0	0	0	0.00	0	0.00	NA	NA	0	
(j)	Private Fund/Private Funds		0	0	0	0	0	0.00	0	0	0	0.00	0	0.00	NA	NA	0	
(k)	Any Other		2	93732555	0	0	93732555	6.02	93732555	0	93732555	6.02	0	0.00	NA	NA	93732555	
(l)	FORBES EQUITY		1	39360555	0	0	39360555	2.40	39360555	0	39360555	2.40	0	0.00	NA	NA	39360555	
(m)	INDIA EQUITY CAPITAL LIMITED		1	59372000	0	0	59372000	3.62	59372000	0	59372000	3.62	0	0.00	NA	NA	59372000	
(n)	STEEL BRADERS LIMITED		142	338976098	0	0	338976098	20.67	338976098	0	338976098	20.67	0	0.00	NA	NA	338976098	
(o)	Sub Total (B)(1)																	
(p)	Central Government/State Government(s)/President of India		0	0	0	0	0	0.00	0	0	0	0.00	0	0.00	NA	NA	0	
(q)	Sub Total (B)(2)																	
(r)	Non-institutions		100994	34248680	0	0	34248680	2.08	34248680	0	34248680	2.08	0	0.00	NA	NA	34248680	
(s)	Individual shareholders holding nominal share capital up to Rs.2 Lacs		91	22797904	0	0	22797904	1.38	22797904	0	22797904	1.38	0	0.00	NA	NA	22797904	
(t)	Individual shareholders holding nominal share capital in excess of Rs. 2 Lacs																	
(u)	NBFC, registered with RBI		6	45005	0	0	45005	0.00	45005	0	45005	0.00	0	0.00	NA	NA	45005	
(v)	Employee Trusts		0	0	0	0	0	0.00	0	0	0	0.00	0	0.00	NA	NA	0	
(w)	Overseas Depositories (holding DR)/Bulhaing (figure)		0	0	0	0	0	0.00	0	0	0	0.00	0	0.00	NA	NA	0	
(x)	Any Other		6	10164	0	0	10164	0.00	10164	0	10164	0.00	0	0.00	NA	NA	10164	
(y)	TRUSTS		1228	1771290	0	0	1771290	0.11	1771290	0	1771290	0.11	0	0.00	NA	NA	1771290	
(z)	NON RESIDENT IND/ANS		382	2594457	0	0	2594457	0.16	2594457	0	2594457	0.16	0	0.00	NA	NA	2594457	
(aa)	LEARNING MEMBERS		1086	7407136	0	0	7407136	0.45	7407136	0	7407136	0.45	0	0.00	NA	NA	7407136	
(ab)	BOOIES CORPORATES		2735	2212467	0	0	2212467	0.13	2212467	0	2212467	0.13	0	0.00	NA	NA	2212467	
(ac)	HUF		106538	71088113	0	0	71088113	4.33	71088113	0	71088113	4.33	0	0.00	NA	NA	71088113	
(ad)	Sub Total (B)(3)																	
(ae)	Total Public Shareholding (B) = (B)(1)+(B)(2)+(B)(3)																	
			106790	410014151	0	0	410014151	25.00	410014151	0	410014151	25.00	0	0.00			410008447	






Table IV - Statement showing shareholding pattern of the Non Promoter - Non Public Shareholder

Category	Category & Name of the Shareholder	PAN	No of Shareholders	No of Fully paid up equity shares held	No of Partly paid-up equity shares held	No of Shares Depository Receipts	Total No of Shares held (IV+V+VI)	Shareholding % calculated as per SCRR, 1957, As a % of total no of shares (A+B+C)	No of Voting Rights			Total as a % of Total Voting Rights	No of Shares Underlying Outstanding convertible securities (including Warrants)	Shareholding as a % assuming full conversion of convertible Securities (as a percentage of diluted share capital)	Number of Locked in Shares	Number of Shares pledged or otherwise encumbered	Number of equity shares held in dematerialized form
									Class X	Class Y	Total						
(1)	(2)	(3)	(4)	(5)	(6)	(7)	(8)	(9)	(10)	(11)	(12)	(13)	(14)	(15)	(16)	(17)	
(1)	Current/OP Holder																
(2)	Employee Benefit Trust (under SEBI (Share based Employee Benefit) Regul																
	Total Non-Promoter-Non Public Shareholding (C) = (1)+(2)																



Details of the shareholders acting in Concert including their Shareholding:			
Name of Shareholder	Name of PAC	No of shares	Holding%
Total:		0	0



Details of Shares which remain unclaimed may be given hear along with details such as number of shareholders,
No of Shareholders

No of shares

